

Cynomolgus HGF R/c-MET Protein

Cat. No. MET-CM101

Description

Source	Recombinant Cynomolgus HGF R/c-MET Protein is expressed from HEK293 with His tag at the C-Terminus. It contains Glu25-Asn930.
Accession	A0A2K5UM36
Molecular Weight	The mature form of HGF R is a heterodimer which can be cleaved into α and β chain. The protein has a predicted MW of 32.5 kDa (α chain) and 69.9 kDa (β chain). Due to glycosylation, the protein migrates to 45-52 kDa (α chain) and 75-82 kDa (β chain) based on Bis-Tris PAGE result.
Endotoxin	Less than 1EU per μ g by the LAL method.
Purity	> 95% as determined by Bis-Tris PAGE > 95% as determined by HPLC

Formulation and Storage


Formulation	Lyophilized from 0.22 μ m filtered solution in PBS (pH 7.2). Normally 8% trehalose is added as protectant before lyophilization.
Reconstitution	Centrifuge the tube before opening. Reconstituting to a concentration more than 100 μ g/ml is recommended. Dissolve the lyophilized protein in distilled water.
Storage	-20 to -80°C for 12 months as supplied from date of receipt. -80°C for 3 months after reconstitution. Recommend to aliquot the protein into smaller quantities for optimal storage. Please minimize freeze-thaw cycles.

Background

c-Met, also called tyrosine-protein kinase Met or hepatocyte growth factor receptor (HGFR), is a protein that in humans is encoded by the MET gene. The protein possesses tyrosine kinase activity. The primary single chain precursor protein is post-translationally cleaved to produce the alpha and beta subunits, which are disulfide linked to form the mature receptor. Following activation by ligand, interacts with the PI3-kinase subunit PIK3R1, PLCG1, SRC, GRB2, STAT3 or the adapter GAB1.

Assay Data

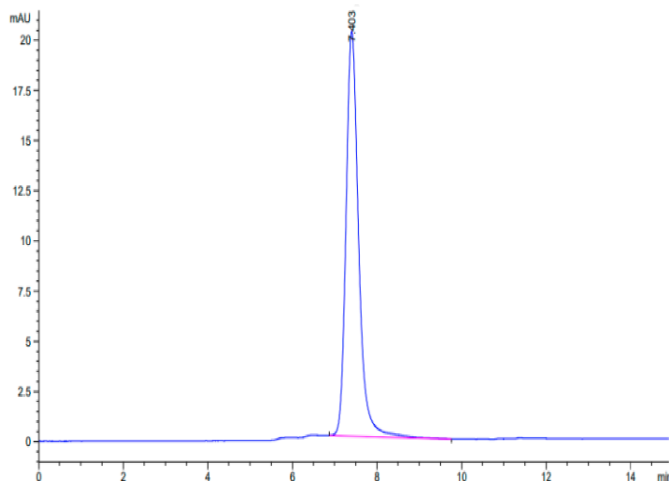
Bis-Tris PAGE



Cynomolgus HGF R on Bis-Tris PAGE under reduced condition. The purity is greater than 95%.

SEC-HPLC

Assay Data

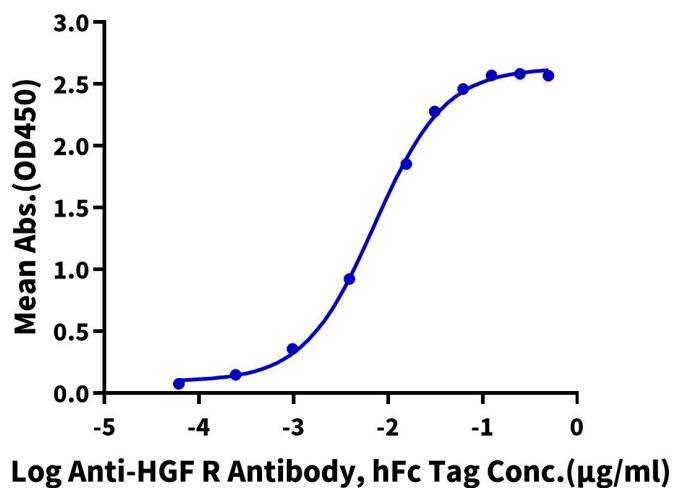


The purity of Cynomolgus HGF R is greater than 95% as determined by SEC-HPLC.

ELISA Data

Cynomolgus HGF R, His Tag ELISA

0.5µg Cynomolgus HGF R, His Tag Per Well



Immobilized Cynomolgus HGF R, His Tag at 5µg/ml (100µl/well) on the plate. Dose response curve for Anti-HGF R Antibody, hFc Tag with the EC50 of 7.2ng/ml determined by ELISA (QC Test).